

Scaled data based on original data using
LM-79-08 Approved Method: Electrical and Photometric Measurements of Solid-
State Lighting Products

Test Report Prepared for
Cooper Lighting Solutions
(formerly Eaton)

Brand: STREETWORKS

Report Number: P191111

Luminaire Tested: **GAN-AF-03-LED-U-SL3-600-HSS**

Issue Date: 3/3/2020

Test Information

Test Method: LM-79-08
Report Number: P191111
TEST IS SCALED FROM IESNA LM-79-08 TEST DATA (P24289)
Test Lab: INNOVATION CENTER P2
Issue Date: 3/3/2020
Manufacturer: COOPER LIGHTING SOLUTIONS (FORMERLY EATON)
Product Line: STREETWORKS
Catalog Number: GAN-AF-03-LED-U-SL3-600-HSS
Description: GALLEON AREA AND ROADWAY LUMINAIRE
(3) 70 CRI, 4000K, 615mA LIGHTSQUARES WITH 16 LEDS EACH AND TYPE III
SPILL LIGHT ELIMINATOR OPTICS WITH HOUSE SIDE SHIELD
Light Source: -
Ballast/Driver: ELECTRONIC DRIVER

Summary

Lumens per Lamp: N/A
Luminaire Lumens: 10463.8 lumens
Efficiency: N/A
Efficacy: 109.0 lumens/watt
Luminous Opening: Rectangular (W 1' x L: 1' x H: 0')
IES Classification: Type III - Short - Non-Cutoff
BUG Rating: B1 - U0 - G2

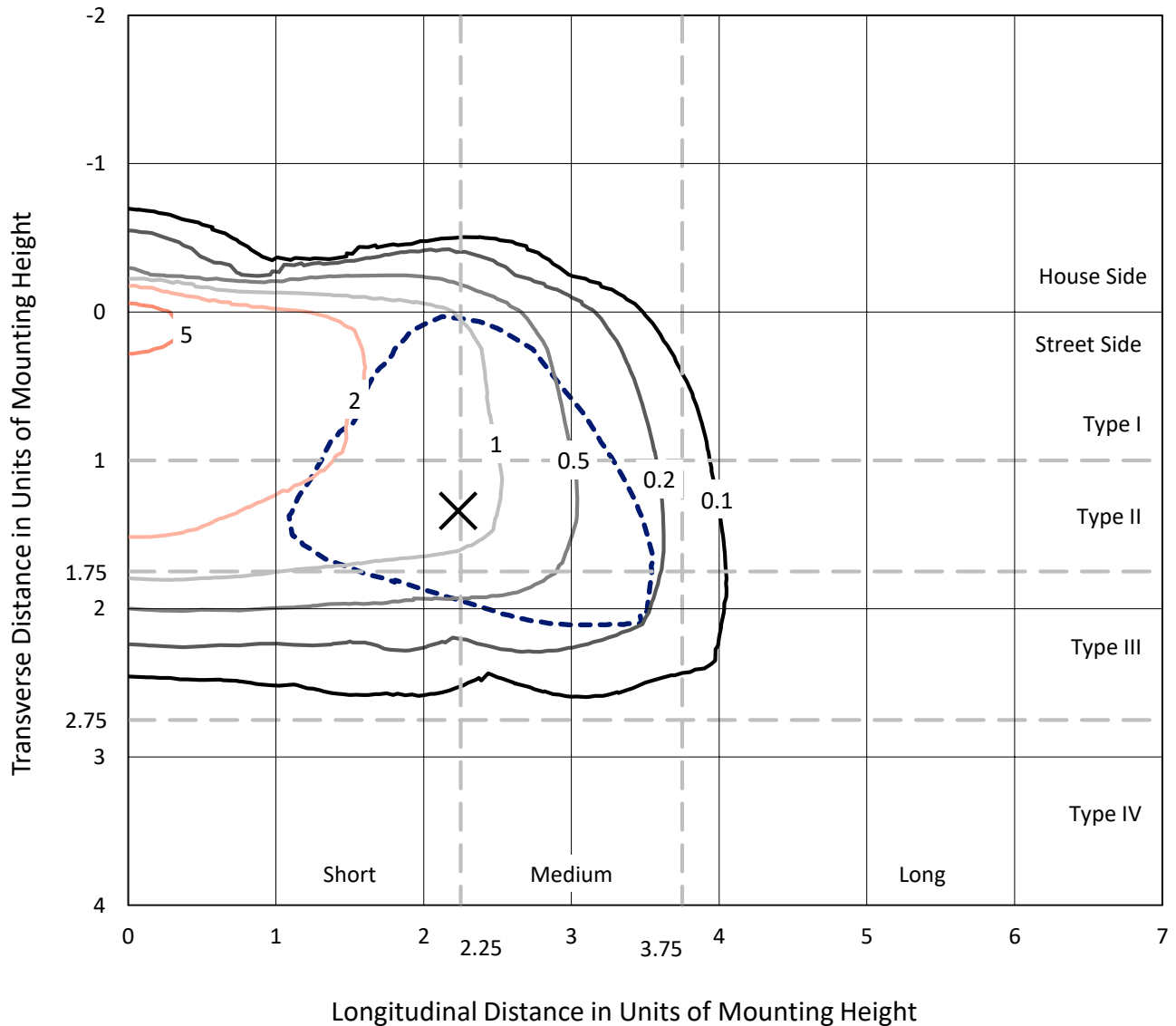
Input Watts (W): 96
Input Voltage (V): NR
Input Current (Ain): NR
Voltage Rise (V): NR
Power Factor: NR
Total Harmonic Distortion (THDi): NR
Frequency (hertz): 60
Stabilization Time: NR
Operation Time: NR
Ambient Temperature (°C): NR
Test Distance: 28.75 FT



REPORT NUMBER: P191111
 CATALOG NUMBER: GAN-AF-03-LED-U-SL3-600-HSS

Iso-Footcandle Lines of Horizontal Illumination

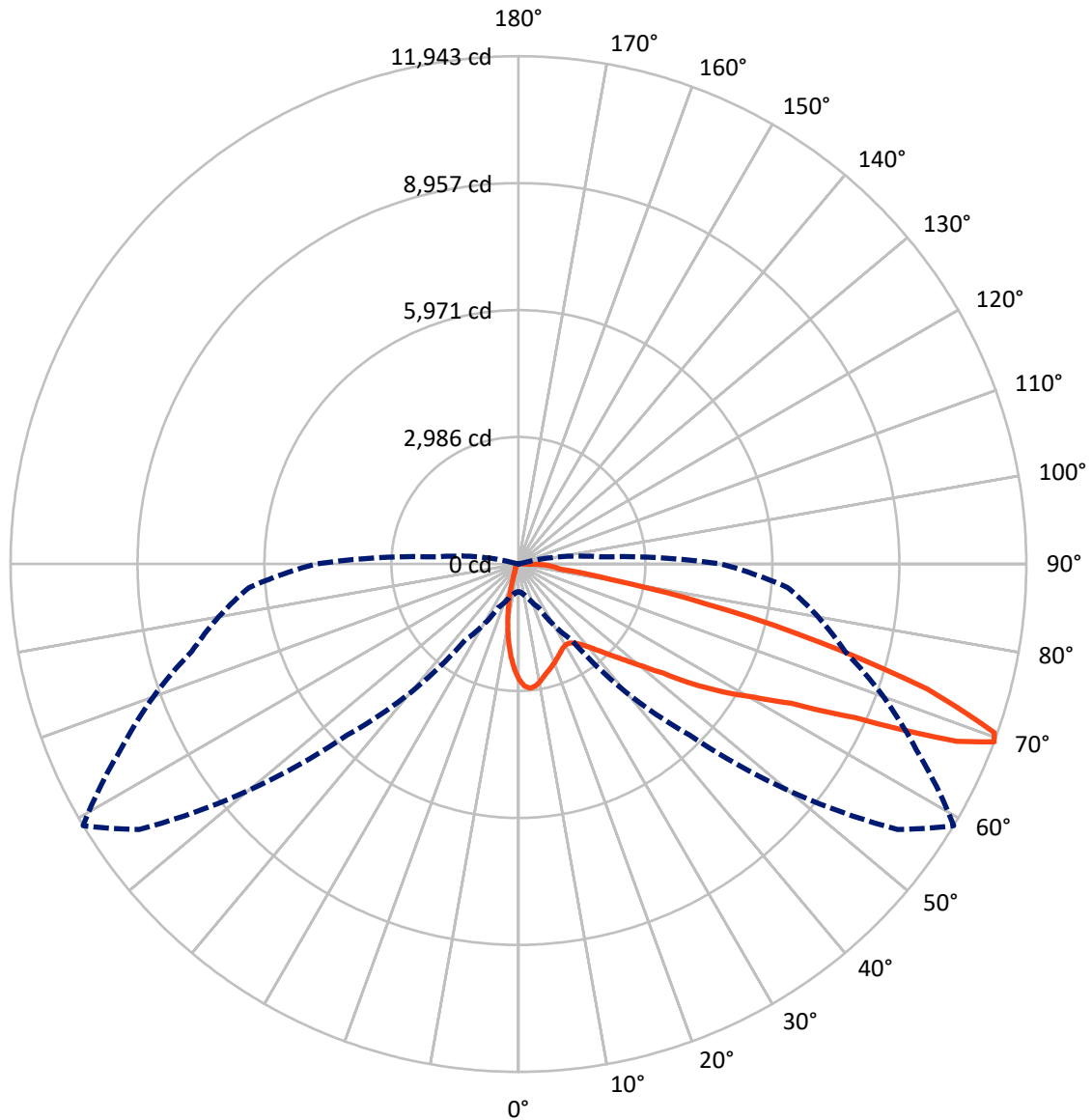
✕ Max cd
 - - - 1/2 Max cd



Based on 20 foot mounting height. Maximum calculated value = 6.8 fc
 Type III - Short - Non-Cutoff

REPORT NUMBER: P191111
CATALOG NUMBER: GAN-AF-03-LED-U-SL3-600-HSS

Luminous Intensity Polar Plot



— Vertical Plane Through 59-Deg Lateral - - - Horizontal Cone Through 69-Deg Vertical

REPORT NUMBER: P191111

CATALOG NUMBER: GAN-AF-03-LED-U-SL3-600-HSS

FLUX DISTRIBUTION:

		Downward	Upward	Total
House Side	Lumens	852.1	0.0	852.1
	% Fixture	8.1	0.0	8.1
Street Side	Lumens	9611.6	0.0	9611.6
	% Fixture	91.9	0.0	91.9
Total	Lumens	10463.8	0.0	10463.8
	% Fixture	100.0	0.0	100.0

Coefficient of Utilization

ZONAL LUMENS:

Zone	Lumens	% Fixture
0°-10°	221.1	2.1
10°-20°	456.8	4.4
20°-30°	614.7	5.9
30°-40°	892.5	8.5
40°-50°	1486.0	14.2
50°-60°	2318.2	22.2
60°-70°	2868.6	27.4
70°-80°	1453.8	13.9
80°-90°	152.1	1.5
90°-100°	0.0	0.0
100°-110°	0.0	0.0
110°-120°	0.0	0.0
120°-130°	0.0	0.0
130°-140°	0.0	0.0
140°-150°	0.0	0.0
150°-160°	0.0	0.0
160°-170°	0.0	0.0
170°-180°	0.0	0.0
0°-90°	10463.8	100.0
0°-180°	10463.8	100.0



REPORT NUMBER: P191111

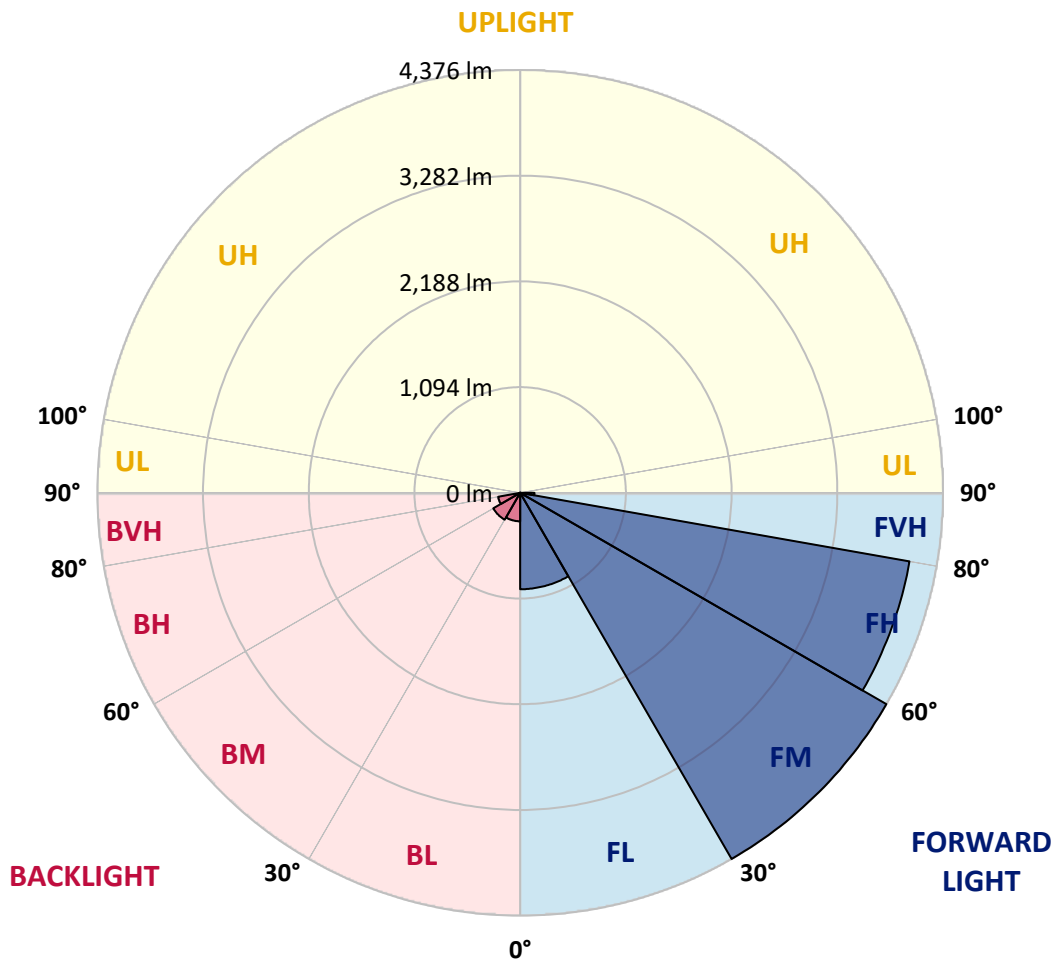
CATALOG NUMBER: GAN-AF-03-LED-U-SL3-600-HSS

LUMINAIRE CLASSIFICATION SYSTEM LUMEN TABLE AND BUG RATING:

Zone		Lumens	% Fixture	Zone Rating/Lumen Limit		
				B	U	G
FL	(0°-30°)	997.6	9.5			
FM	(30°-60°)	4375.6	41.8			
FH	(60°-80°)	4090.9	39.1			G2/5000
FVH	(80°-90°)	147.4	1.4			G2/225
BL	(0°-30°)	295.0	2.8	B1/500		
BM	(30°-60°)	321.1	3.1	B1/1000		
BH	(60°-80°)	231.4	2.2	B1/500		G1/500
BVH	(80°-90°)	4.7	0.0			G0/10
UL	(90°-100°)	0.0	0.0		U0/0	
UH	(100°-180°)	0.0	0.0		U0/0	

BUG Rating: B1-U0-G2

Type III Short





REPORT NUMBER: P191111

CATALOG NUMBER: GAN-AF-03-LED-U-SL3-600-HSS

CANDELA DISTRIBUTION (FULL):

	0°	5°	15°	25°	35°	45°	55°	59°	65°	75°	85°
0°	2723.6	2723.6	2723.6	2723.6	2723.6	2723.6	2723.6	2723.6	2723.6	2723.6	2723.6
2.5°	2985.1	2983.9	2970.9	2965.0	2954.4	2931.9	2896.9	2878.6	2849.0	2797.6	2728.3
5°	2957.9	2972.1	2979.8	2980.4	2988.0	2979.8	2948.5	2933.0	2892.2	2809.3	2685.1
7.5°	2773.3	2778.6	2800.5	2819.5	2856.1	2891.1	2902.3	2895.8	2871.5	2782.7	2617.6
10°	2575.7	2581.0	2607.0	2631.8	2681.6	2735.4	2792.2	2804.0	2814.1	2744.9	2552.6
12.5°	2405.3	2410.6	2437.2	2469.7	2527.7	2594.0	2682.2	2701.7	2746.0	2708.8	2500.5
15°	2258.5	2260.8	2286.9	2327.1	2396.4	2481.6	2581.5	2612.9	2680.9	2683.3	2455.0
17.5°	2133.7	2139.6	2155.6	2194.0	2269.7	2375.1	2491.6	2536.6	2616.5	2662.0	2410.6
20°	2057.4	2063.3	2062.7	2084.0	2152.0	2264.4	2401.7	2455.5	2552.6	2640.1	2370.9
22.5°	2042.5	2042.5	2027.2	2024.2	2064.4	2158.5	2308.2	2373.9	2495.2	2630.7	2343.1
25°	2095.2	2092.9	2054.4	2023.0	2024.8	2081.0	2217.7	2295.8	2446.7	2637.2	2328.3
27.5°	2206.4	2203.4	2154.9	2095.2	2047.2	2046.7	2149.0	2233.1	2408.2	2668.0	2334.3
30°	2360.3	2359.1	2306.4	2231.3	2144.3	2064.4	2125.4	2201.7	2383.4	2723.6	2347.9
32.5°	2528.3	2526.6	2486.9	2407.6	2297.5	2144.3	2150.2	2214.1	2390.4	2797.6	2381.0
35°	2706.4	2703.5	2686.3	2617.1	2495.8	2291.6	2231.9	2281.6	2435.4	2908.1	2446.1
37.5°	2899.3	2902.3	2914.7	2848.4	2721.3	2498.1	2368.5	2402.3	2526.0	3058.5	2552.0
40°	3183.9	3183.3	3187.4	3100.5	2978.0	2750.8	2559.6	2570.4	2677.5	3257.9	2713.0
42.5°	3700.4	3664.4	3554.9	3377.4	3254.3	3039.5	2800.5	2789.3	2862.6	3504.6	2938.3
45°	4394.5	4317.6	4033.6	3693.4	3535.9	3365.0	3097.0	3060.9	3107.6	3801.1	3216.5
47.5°	4991.6	4911.7	4509.9	4022.3	3834.7	3673.8	3444.3	3379.2	3394.6	4133.0	3569.1
50°	5194.4	5155.5	4804.6	4308.8	4124.1	4062.5	3847.2	3767.9	3746.0	4517.0	3977.9
52.5°	5124.1	5121.1	4887.4	4494.5	4389.2	4465.0	4354.3	4262.5	4182.1	4921.7	4393.9
55°	5011.0	5025.9	4921.1	4657.2	4653.7	4832.4	5047.8	4971.4	4738.3	5361.4	4752.5
57.5°	4699.2	4762.6	4902.2	4964.9	5110.5	5293.3	5625.2	5670.2	5394.5	5698.0	5050.1
60°	3812.8	3952.0	4408.7	5009.3	5699.2	6154.8	6322.2	6360.7	5932.9	5977.9	5451.9
62.5°	2706.4	2848.4	3427.7	4443.6	5708.1	7286.7	7360.6	7209.8	6525.8	6392.6	6144.8
65°	1436.6	1546.1	2019.4	3207.6	4948.9	7549.5	9176.6	8726.9	7571.9	7208.6	7039.9
67.5°	734.9	768.0	956.2	1569.7	3402.2	6705.6	10804.3	11120.9	9374.8	8018.1	6996.8
69°	650.3	669.8	794.6	1134.9	2178.6	5679.7	10883.7	11942.7	10318.6	7950.6	6358.4
70°	629.5	646.7	760.4	1027.1	1702.9	4763.2	10580.1	11870.6	10560.0	7693.8	5881.5
72.5°	534.3	549.1	676.9	907.7	1384.0	2364.4	8594.4	10058.8	9476.0	6409.2	4257.2
75°	357.4	405.9	649.7	850.9	1287.5	1343.1	5666.0	7269.0	6752.4	4322.9	2217.7
77.5°	85.8	92.3	183.4	676.9	1177.5	1182.2	2914.1	4518.8	3685.7	1540.8	524.3
80°	46.1	44.4	51.5	134.3	1096.4	1109.4	1311.8	2193.4	1315.9	255.6	172.8
82.5°	32.5	30.8	33.1	56.2	344.9	1010.6	949.1	992.9	545.5	98.2	77.5
85°	11.9	11.3	18.3	50.8	108.3	581.0	975.1	818.9	442.0	45.0	56.8
87.5°	4.1	3.6	7.1	27.8	33.1	247.3	601.8	618.9	174.0	27.2	26.6
90°	0.0	0.0	0.0	0.0	0.0	0.0	0.0	0.0	0.0	0.0	0.0



REPORT NUMBER: P191111

CATALOG NUMBER: GAN-AF-03-LED-U-SL3-600-HSS

CANDELA DISTRIBUTION (continued):

	90°	95°	105°	115°	125°	135°	145°	155°	165°	175°	180°
0°	2723.6	2723.6	2723.6	2723.6	2723.6	2723.6	2723.6	2723.6	2723.6	2723.6	2723.6
2.5°	2699.4	2662.6	2595.2	2526.0	2462.0	2385.1	2346.6	2308.8	2292.8	2286.9	2259.1
5°	2621.2	2559.1	2415.9	2272.1	2139.6	1998.7	1905.9	1831.3	1787.5	1766.2	1732.5
7.5°	2521.2	2419.5	2202.3	1980.4	1773.9	1570.3	1419.4	1303.5	1223.7	1185.2	1150.2
10°	2424.2	2288.6	1979.8	1677.4	1396.9	1127.2	918.9	768.0	671.6	627.2	598.8
12.5°	2337.2	2161.5	1765.0	1382.2	1030.1	714.2	502.4	382.3	322.4	301.8	291.7
15°	2259.7	2044.3	1562.0	1101.7	697.7	408.3	274.6	233.7	224.2	224.2	223.1
17.5°	2186.4	1929.5	1366.3	838.4	437.8	249.7	208.9	203.6	203.6	205.9	205.9
20°	2115.9	1820.0	1176.9	601.8	275.7	198.2	188.7	187.6	188.7	191.7	191.7
22.5°	2055.5	1720.6	999.9	413.0	204.7	178.7	174.0	172.2	172.8	174.5	175.7
25°	2010.6	1636.6	833.1	279.9	176.4	162.8	157.4	154.5	152.1	152.1	153.2
27.5°	1982.2	1565.6	671.6	203.6	158.6	147.9	139.6	134.9	129.6	126.6	127.8
30°	1961.5	1498.2	520.1	166.2	142.0	131.3	120.7	113.0	105.4	101.8	102.9
32.5°	1953.7	1443.7	388.7	146.7	127.3	115.4	102.4	92.3	84.0	81.0	81.6
35°	1974.5	1400.5	284.6	132.6	115.4	100.6	85.8	74.6	68.0	66.3	66.9
37.5°	2028.9	1377.5	213.0	120.7	104.8	88.2	71.6	61.0	56.8	56.8	57.4
40°	2131.8	1376.9	171.0	112.4	95.2	76.3	59.1	51.5	49.1	50.3	50.8
42.5°	2282.2	1408.2	149.1	104.8	87.0	65.1	49.1	43.8	43.2	44.4	45.0
45°	2487.5	1465.6	137.3	98.2	78.2	54.4	41.4	37.8	37.8	39.7	40.2
47.5°	2739.0	1549.7	127.3	91.8	69.3	45.5	35.5	33.1	33.8	35.5	36.1
50°	3041.9	1655.5	117.1	84.6	62.7	37.8	30.8	28.9	29.6	31.9	32.5
52.5°	3386.9	1798.1	108.8	78.2	54.4	31.4	26.1	24.9	26.1	28.4	28.9
55°	3682.7	1926.0	98.8	72.7	43.8	26.1	21.3	21.3	22.5	25.5	26.1
57.5°	3967.3	2059.7	89.9	62.7	34.3	20.7	17.8	18.3	20.2	23.1	23.6
60°	4385.1	2286.3	79.3	52.7	26.1	16.6	14.8	15.3	17.8	20.7	21.3
62.5°	5094.5	2631.2	68.6	43.8	20.2	13.0	11.9	13.0	16.0	19.5	20.2
65°	5734.7	2771.5	56.2	36.7	15.3	10.0	10.0	11.9	15.3	18.9	19.5
67.5°	5378.0	2333.0	43.8	28.9	11.9	7.7	8.3	11.3	14.8	18.9	19.5
69°	4756.0	1907.6	37.2	23.1	10.0	7.1	7.7	11.3	14.8	18.3	18.9
70°	4271.4	1610.6	33.1	19.5	8.9	7.1	7.7	10.6	14.8	18.3	18.9
72.5°	2860.9	869.8	26.6	14.2	8.3	6.5	6.5	10.6	14.2	17.8	18.3
75°	1229.6	240.2	21.3	10.0	7.1	5.9	5.9	10.0	13.6	17.2	18.3
77.5°	224.8	61.0	17.2	8.9	7.1	5.9	5.3	9.5	13.0	16.6	17.2
80°	89.3	30.2	13.6	7.7	6.5	5.3	4.7	8.9	12.4	16.0	16.6
82.5°	53.8	17.2	11.3	7.1	6.5	4.7	4.1	7.7	11.9	15.3	16.0
85°	43.8	11.9	8.9	7.1	5.9	4.7	3.6	7.1	10.6	14.8	15.3
87.5°	21.3	8.3	8.3	6.5	5.9	4.7	3.6	6.5	10.0	14.2	14.8
90°	0.0	0.0	0.0	0.0	0.0	0.0	0.0	0.0	0.0	0.0	0.0

(END OF REPORT)